

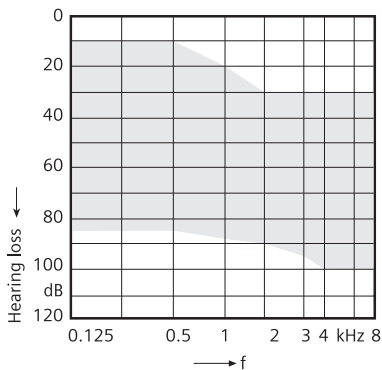
Technical Data

Digitrim 12 S

BTE instrument Order number

- 104 232 10 beige
- 104 232 11 brown
- 104 232 13 grey

- 104 259 87 Audio shoe



Short Description

- Fully digital amplifier with 2 fitting controls
- New design BTE for mild to moderate hearing loss
- Excellent output performance with low distortion
- Simple, flexible fitting using two trimmers

Fitting Parameters

- NH, low-cut filter
- MPO, maximum output

Standard Features

- MNR (Microphone Noise Reduction)
- FBC (Feedback Cancellation)
- Acoustic signal for program change
- Audio input, compatible with commonly used FM systems
- Lockable battery compartment door
- Endstop volume control
- Telecoil program
- Battery type 13

Accessories

- Audio shoe

	IEC 118-0	IEC 118-7:2005 ANSI S3.22-2003
Saturation Sound Pressure Level at 1.6 kHz Peak HF-Average SSPL 90 DIN 45 605	131 dB 138 dB – –	– 130 dB 125 dB –
Gain (Input 50 dB) at 1.6 kHz Peak HF-Average Reference Test Gain DIN 45 605	59 dB – 67 dB 54 dB –	– 60 dB 54 dB 48 dB –
Frequency Range Low frequency limit High frequency limit	150 6700	100 6300
Total Harmonic Distortion 500 Hz 800 Hz 1600 Hz	5 % 5 % 1 %	4 % 4 % 1 %
Equivalent Input Noise	18 dB	18 dB
Inductive Coil Sensitivity MASL (1 mA/m) at 1.6 kHz HFA MASL HFA SPLITS (left/right) STS (left/right)	88 dB – – –	– 83 dB 104/108 dB -4/0 dB
AGC-O (-21 dB) (at 1 kHz) Attack time Release time	– –	3 ms 100 ms
Battery-Type 13 Cell Zinc Air Battery Voltage Battery Current Drain Battery Life	1.3 V 1.0 mA 220 h	1.3 V 1.0 mA 220 h
IRIL IEC 118-13 (bystander condition) 800-960 MHz 1400-2000 MHz	-15 -15	-15 -15

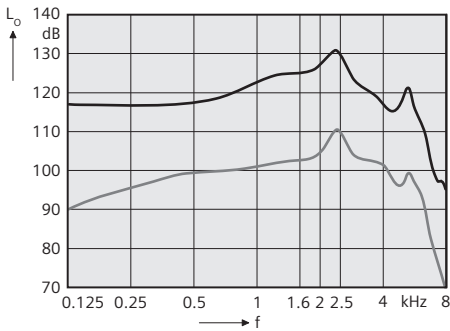
WARNING! Choking hazard posed by small parts. Infants, small children and persons of mental incapacity must not wear the hearing instrument without appropriate supervision.

Digitrim 12 S

Basic Data

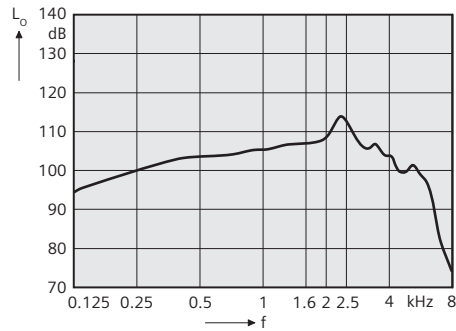
Saturation Sound Pressure Level ($L_i = 90$ dB)
Maximum Gain ($L_i = 50$ dB)

ANSI S3.22-2003, IEC 60118-7:2003



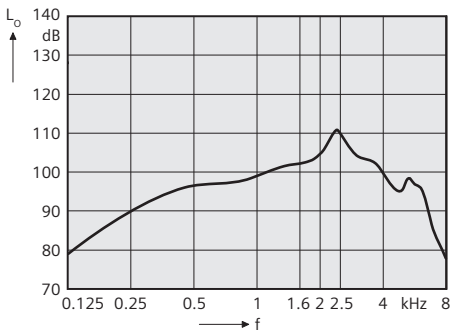
Basic Acoustic Response ($L_i = 60$ dB)

IEC 60118-7:2005



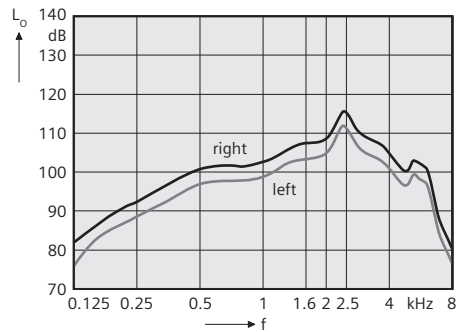
T-Coil ($H = 10$ mA/m)

IEC 60118-7:2005



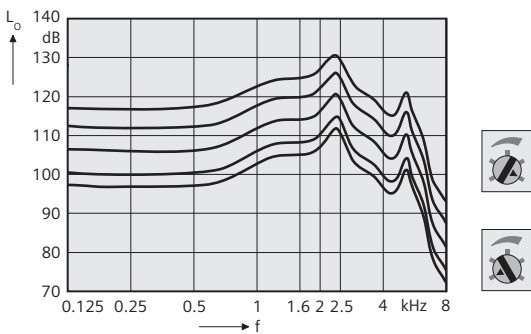
SPLITS Curve

ANSI S3.22-2003



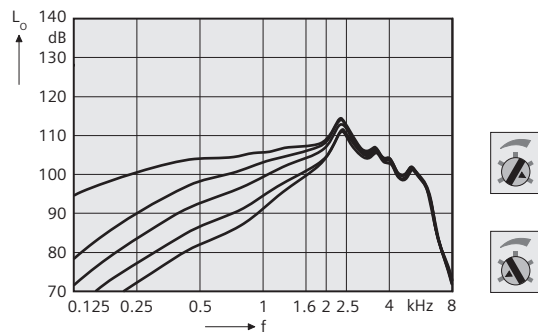
MPO Frequency Response ($L_i = 90$ dB)

ANSI S3.22-2003, IEC 60118-7:2005



NH Frequency Response

IEC 60118-7:2005



Effect MPO

ANSI S3.22-2003, IEC 60118-7:2005

